











The **biggest knowledge graph** of Linked Data that includes **all inferred equivalence relationships** thanks to special indexes and algorithms that we have developed

2 billion of triples about 400 million of entities from **400 datasets**

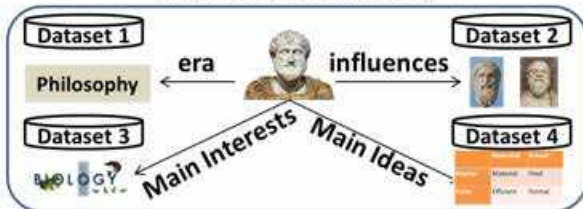


Object Coreference

Give me all the URIs of Aristotle




All Facts about an Entity



Veracity and Quality

Give me the birth Date of Aristotle

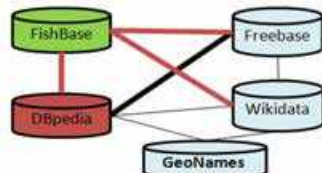


Born 384 BC 
Born 390 BC 



Dataset Discovery

Give me the K most connected Datasets to my Dataset



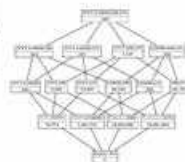

Dataset Enrichment with Features for ML

Species	Predators Number	Safe to Eat?	...	Will it face extinction?
Mahi-mahi	20	Yes	...	?
Yellow-fin Tuna	30	Yes	...	?

Entities Features Prediction



Connectivity Analytics & Visualization





PEGASOS

JÜLICH

